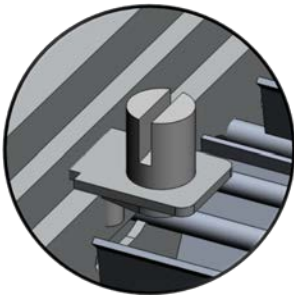


Rack Front Edge



Side Baffles reduce air leakage without pedestal interference

100% variable setting of opposed blades allows for more accurate airflow control, while allowing for nearly true 100% airflow



Quarter-turn damper adjustor accessible through airflow panel



SPECIFICATIONS

General Information

- Adjustable from top without removing raised floor panel
- Quarter turn adjustment for 0-100% range of damper
- Field-mounted using self-tapping screws
- Airflow panel-mounted to minimize air leakage between panel and damper
- Supports both 24" and 60cm raised floor systems
- Designed for use with 32% DirectPerf, DirectAire® AI
- Made from anodized extruded aluminum
- Damper Weight: 3.8 lbs. (1.7 kg)
- Dimensions: 22.5" length x 22.5" width x 1.75" depth (57.15 cm length x 57.15 cm width x 4.45 cm depth)

REQUIRED COMPONENTS

- Torque Limited Screw gun or screwdriver
- Screws for 32% Directional Perf (PN#:11525)
- Screws for DirectAire® AI..... (PN#20701)

AIRFLOW PANEL OPTIONS

- DirectAire® AI (24" and 60cm versions)
- 32% DirectPerf (24" and 60cm versions)


FINISH OPTIONS

- Clear Anodized Aluminum


AIRFLOW PERFORMANCE

Static Pressure (inH ₂ O)	Opposed Blade Damper w/ DirectAire® AI Panel		Opposed Blade Damper w/ 32% DirectPerf Panel	
	100% Open (CFM)	0% Open (CFM)	100% Open (CFM)	0% Open (CFM)
0.02	857	128	480	114
0.04	1293	178	693	160
0.05	1422	198	770	178
0.06	1546	217	822	191
0.08	1745	258	963	219
0.10	1951	298	1063	255
0.12	2181	330	1168	285
0.14	2313	351	1260	307
0.16	2422	382	1331	335
0.18	2650	394	1375	360
0.20	2755	424	1509	373

INSTALLATION



DirectAire® AI



32% DirectPerf

The DirectAire® AI panels utilize the inner 4 holes to mount the Opposed Blade Damper. Please ensure the airflow panel and OBD is oriented correctly in respect to the server rack. The vanes of the OBD should be in the same orientation as the slots of the panel.

The 32% DirectPerf panels utilize the outer 4 holes to mount the Opposed Blade Damper. Please ensure the airflow panel and OBD is oriented correctly in respect to the server rack. The vanes of the OBD should be in the same orientation as the slots and louvers of the panel.