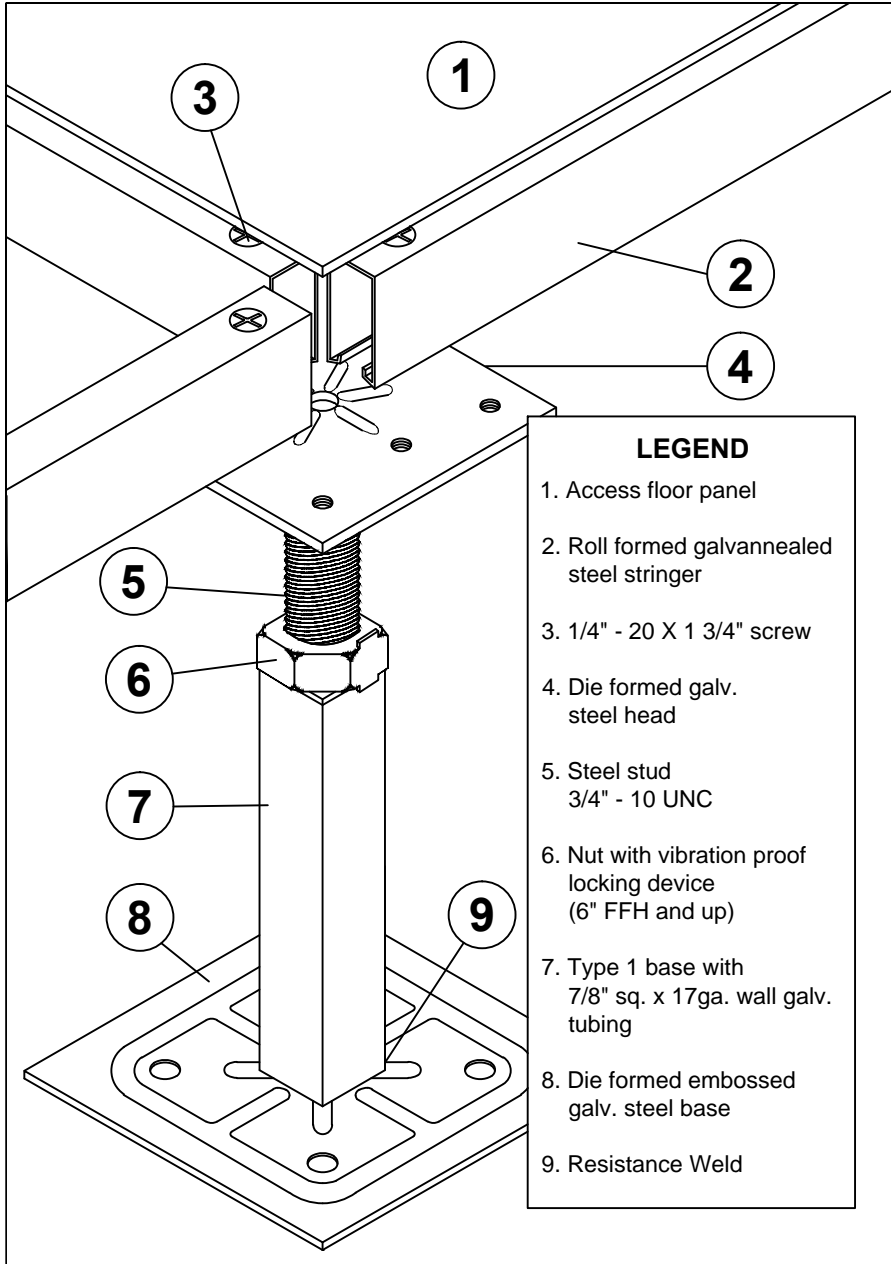
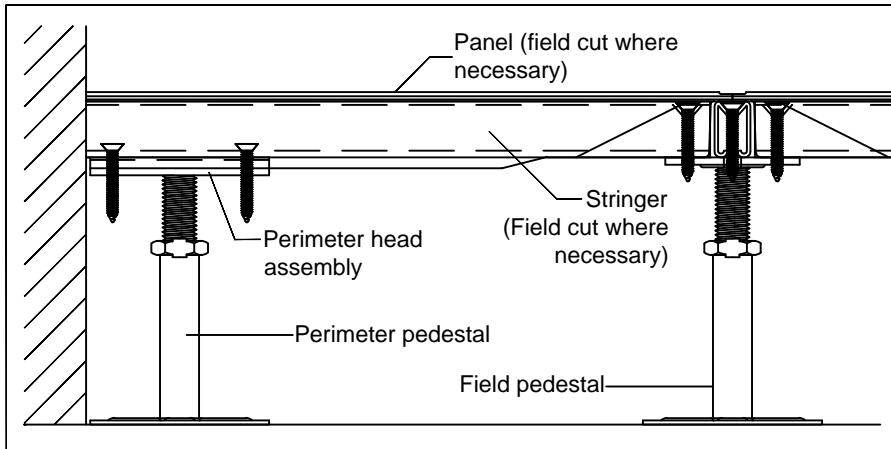


Bolted Stringer Understructure for ConCore® and All Steel Access Floor Panels-24". Type 1A Pedestal



LEGEND

1. Access floor panel
2. Roll formed galvanized steel stringer
3. 1/4" - 20 X 1 3/4" screw
4. Die formed galv. steel head
5. Steel stud 3/4" - 10 UNC
6. Nut with vibration proof locking device (6" FFH and up)
7. Type 1 base with 7/8" sq. x 17ga. wall galv. tubing
8. Die formed embossed galv. steel base
9. Resistance Weld



PEDESTAL SPECIFICATIONS

Pedestal Assembly

- Assembly up to 36" FFH shall provide an 6,000 lb. axial load without permanent deformation.
- Assembly shall provide a 2" total adjustment with a floor height of 7" or greater.
- Standard finished floor heights from 6" to 36". For other finished floor heights please contact the Tate Technical Hotline @ 800-231-7788. For seismic conditions, refer to seismic submittal details.
- Overturning moment of 1,000 in./lbs. when Tate recommended pedestal adhesive is utilized.
- All pedestal components and fasteners are completely electro-zinc free.
- Zinc electroplating shall be prohibited on all pedestal components and fasteners.

Pedestal Head

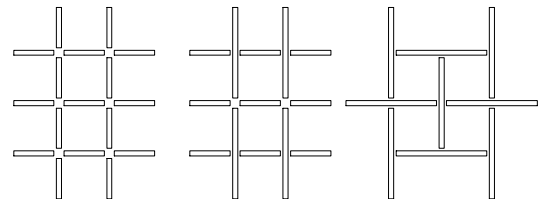
- Standard head is 11 ga. die formed galvanized steel pedestal head and resistance welded stud with adjustment nut. Heavy duty head for CC2000 and CC2500 panels is 8 ga. fillet welded for field and tack welded perimeter head. Head and installed stringers shall provide perimeter support for panel.
- Stringers shall be attached with 1/4" - 20 flat-head screws.
- Pedestal head shall be tapped for engagement of stringer screws with (4) 1/4" diameter holes for mechanical fastening applications.
- Steel stud shall be 3/4" - 10 UNC.
- Nut shall be 3/4" - 10 UNC with corrosion resistant coating.

Pedestal Base

- Base to be at least 16" square and galvanized steel with (4) 1/4" diameter holes for mechanical fastening applications.
- Pedestal tube shall be 7/8" x 17 ga. wall square galvanized tubing.

Stringers

- Heavy duty roll formed steel stringer will withstand 450 lb. mid-span load.
- ConCore 2500 panels require the 4' x .054" stringer. All other panels except the ConCore 3000 use the .048" stringer
- Galvanized stringer construction to prevent corrosion.
- Stringer shall be 1-1/4" deep x 3/4" wide.
- Stringer grid pattern shall be 2'/2', 2'4', or 4'/4" basketweave.



Perimeter

- Perimeter pedestal shall provide support for panels around columns, at walls, curbs and fascia.